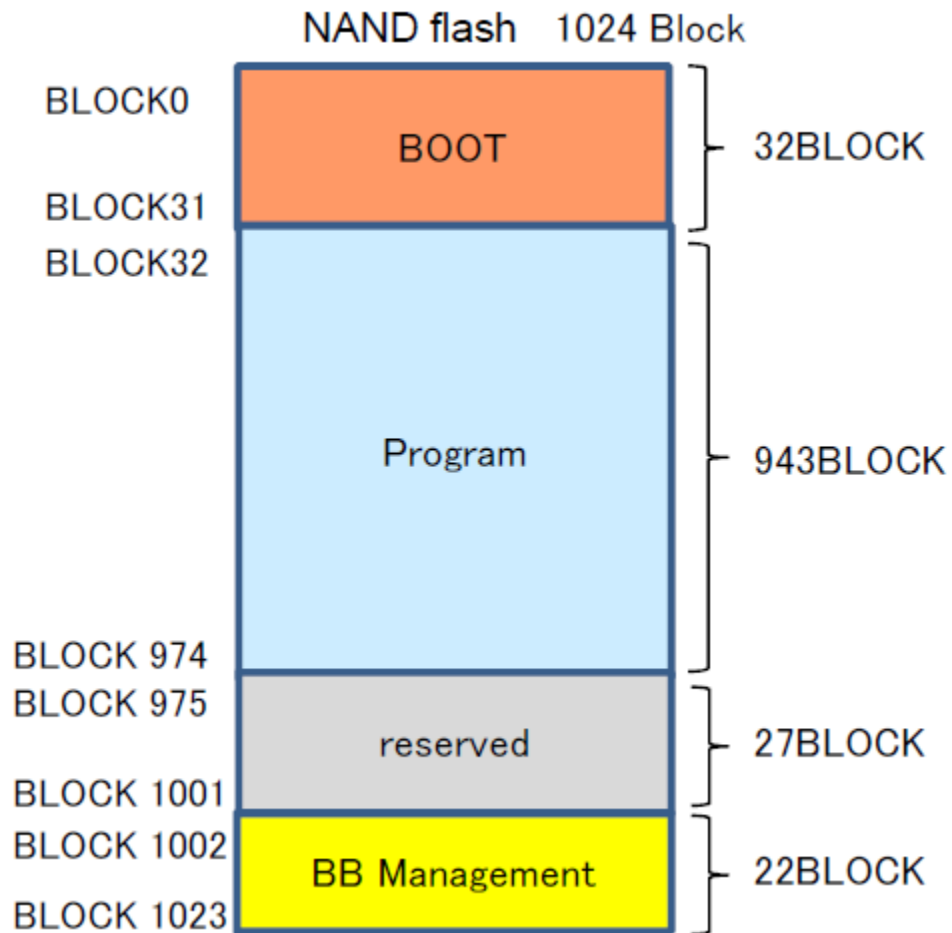

Three Region With BBT and ECC User Manual

General Description and Name

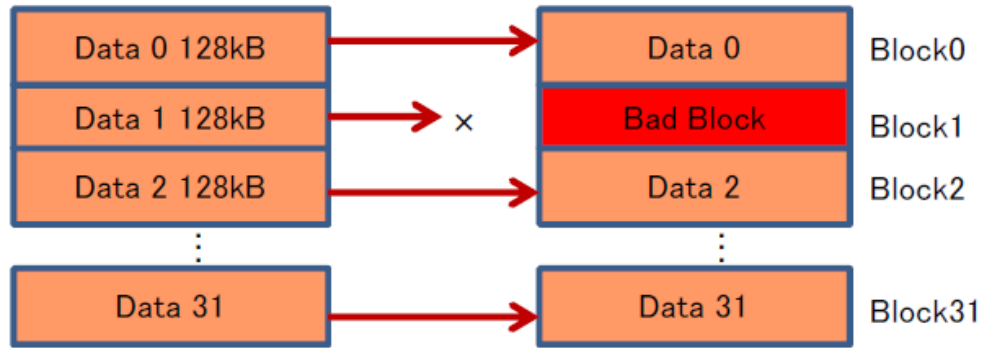
The device have three regions: Boot region, program region, BB management region. Each region has its own bad block method.

Below is the detail:



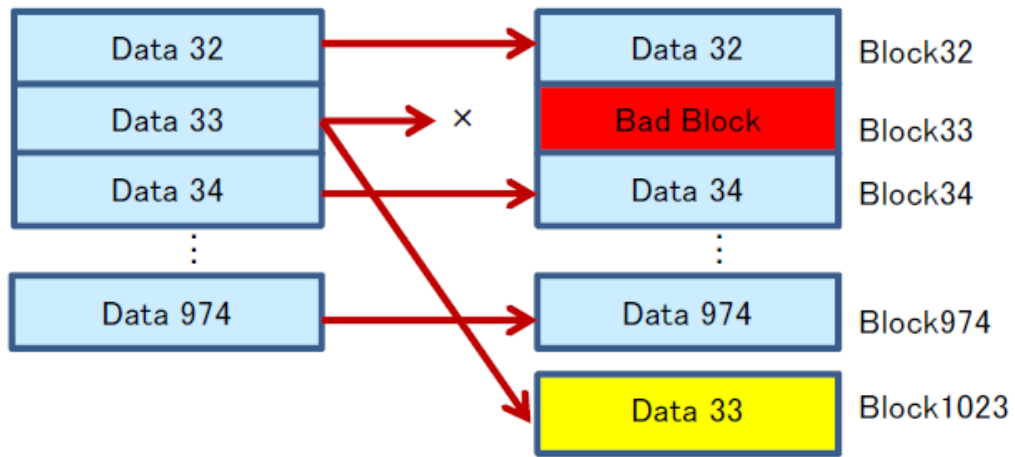
The three regions have different way to deal with the bad block:

BOOT region



If writing target Block is Bad Block, no replacement process

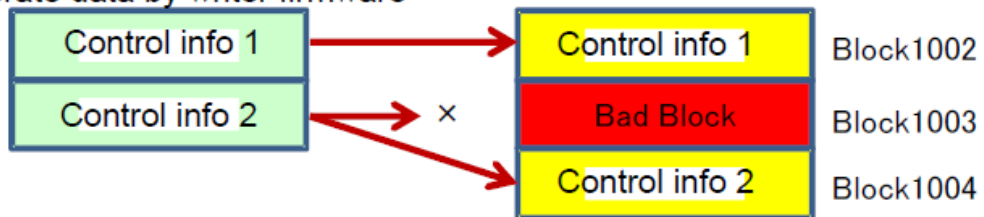
Program region



BB Management region

•Bad Block control information

Generate data by writer firmware



There is a BBT in BB management region, it should be generated by our machine.

Relevant User Options

The following special features on the special features tab apply to this scheme. The default values might work in some cases but please make sure to set the right value according to your system.

Please note only the below special feature items are related to this scheme and ignore any others. If any of below items doesn't exist, please check whether the right version has

been installed or contact Data I/O for support by submitting Device Support Request through this address:

<http://www.dataio.com/support/dsr.asp>

Bad Block Handling Type = “Three Region With BBT and ECC”

Spare area = “Enabled”
[Default ‘Disabled’]

The Number of Block in Program Region = Choose the block number included in program region.
[Default ‘943’]

Error bits allowed in one page = The max number of error bits allowed in one page, Depend on ECC algorithm and requirement. The ECC is 16bit ECC so this value should be smaller than 16.
[Default ‘0’]

Special Notes

None.

Revision History

V1.0 Date: 2017-08-15
Create this spec.

Appendix

You can get the file “Description of common NAND special features.pdf” from <http://ftp.dataio.com/FCNotes/BBM/>